

# 1<sup>st</sup> Grade Monthly Newsletter

**WE MADE IT THROUGH 100 DAYS OF SCHOOL & ARE 100 DAYS SMARTER!**

## ELA / READING

### Literature:

First graders are continuing to read nonfiction stories about animals, where they live, what they do and how they help each other to build their literature skills.

### Comprehension:

Students are continuing to identify main ideas and key details in a text. They are learning to identify the point of view in a story and visualize.

### Vocabulary:


Students were introduced to new vocabulary words, as well as high frequency words. The spelling words were practiced in class in various ways. Ask your child what is a predicament?

### Phonics:

Students were introduced to words with -ook & -ood, long /a/ ai, ay, long /e/ ee, ea, and long /o/ oe, oa, ow. In the next few weeks, students will continue their long vowel words and move on to digraphs. Ask your child what the rules are for long /a/. Ask them when do you write -ay and -ai!



### Writing:

We are still working on the "The Monkey Story" in class. We will be editing it together and adding any details that are missing to make it more interesting and funny! While we are working on our class story, students will also be working on their own short story. They will be brainstorming ideas and working on their first draft.



## MATH

We are finished with graphs and moved on to geometry. Students learned that figures can be open or closed and can be 2-D or 3-D. They learned that 2-D shapes have sides and vertices and 3-D shapes have faces and edges that can stack, slide or roll. Students really enjoyed this chapter! Students also learned to move the position of 2-D shapes by sliding, flipping and turning. Ask your student what is a vertex, what the 'D' stands for in 2-D and 3-D and how many faces do a cube and sphere have.



## SCIENCE

Students dived deeper into matter by studying mixtures. They learned that a mixture is when you mix 2 or more matters together. They learned that some mixtures can be taken apart, some cannot be taken apart and others don't mix no matter how hard you try. Ask your child to tell you what happens when you change a liquid to a solid, a solid to a liquid and a liquid to gas. Also ask them what mixture never mixes together no matter how



## SOCIAL STUDIES

Our first graders are learning all about the economy with "The Marketplace" unit. Students learned that you need to work in order to earn money to buy the things we need and want. To further their understanding on the unit, we started a class reward system with 'Maryam Bucks' where students can 'earn' money when they make good decisions, do their classwork and stay attentive during class. We will end the unit with a class store where students can spend their hard earned 'Maryam Bucks' on goodies for them to keep! They are very excited about this!

## ARABIC (SR. NAFN)

1<sup>st</sup> graders have started their second semester with a lot of learning and fun Mashallah...Our first graders started unit 5 (I wear my clothes) where they learned vocabulary words about basic clothing items. They learned the two letters (Seen and Qaaf), their sounds & shapes with examples from vocabulary words. Students learned present verb agreement with he/she through learning some daily house activities (to set the dining table, to iron, to cook, to pray, to broom, and to make food...). They acted these activities in class and played the guessing game as well.

Students practiced reading and writing in class to improve their skills to be able to connect letters to make words. They learned the simple sentence structure (subject, verb, object) as well.



## QURAN (SR. SAUDA)

Assalmu Alaikum, Dear Respected Parents and Students,

Welcome back to the second half of the school year! I hope you all had a wonderful winter break. Alhamdulillah after a week of much needed review, we are back on track with full speed! We have completed Nooraniyya Lesson 9 with lots of in-depth practice using puzzle pieces, hang man games, and flash cards. We ended the lesson with a fun BINGO game that all our students enjoyed very much!

In terms of Qur'anic recitation & memorization, we are learning about the "racing horses" and how obedient they are to their masters through Surah Al-Aa'diyat. By understanding human intelligence, we have learnt that we as humans should have no excuse when it comes time to obey our master Allah (SWT).

We look forward to another productive quarter as we advance in Nooraniyya lessons, and in understanding, applying, reading and memorizing parts of the 30<sup>th</sup> juz!

# ISLAMIC STUDIES (SR. JAVARIA)

AOA WRB

Alhamdulillah Islamic Studies resumed after winter break and students were excited to share details about their vacation, "**I Love Islam Club**". Ma Sha Allah we are so proud of our little ambassadors and their efforts to 'Read to Succeed' In Sha Allah. Alhamdulillah through worksheets, quizzes and re enforcement games we reviewed Unit C. We are now starting with Unit B: My Great Prophet (SAW). Please ask your child who is the best man to ever walk this earth and what should we say with his name. We studied chapter 1: His Name was Muhammad (SAW) and chapter 2: Muhammad (PBUH) as a Child. We will continue with our Seerah lessons in February while collecting practical lessons and making duas to make us smile just like our amazing role model, the Last Prophet PBUH.

Please note:

**We meet on:** Monday, Tuesday and Wednesday

**Homework:** Assigned on Monday, due the following Monday. Homework details are on Renweb with video links and games too.

**Quiz/Test Day:** Wednesday (written/oral/ game or competition)

**Grades:** Gradebook updated on Renweb

**Salah Chart:** Please fill out every day. Redeem at the end of the month for reward. Salah champion prize end of the year.

**Book Reading:** Read "I Love Islam" book chapter of the week 5 minutes every day. Can record in ELA log too as book read :).

**\*IS materials sent home on Wednesdays to do homework. Bring them back only on Mondays inshaAllah.**

	<b>MY GREAT PROPHET</b>
<b>CHAPTER 1</b>	His Name was Muhammad <b>B2</b>
<b>CHAPTER 2</b>	Muhammad as a Child <b>B6</b>
<b>CHAPTER 3</b>	Muhammad Worked Hard <b>B12</b>
<b>CHAPTER 4</b>	The Prophet's Family <b>B16</b>
<b>CHAPTER 5</b>	Muhammad Becomes a Prophet <b>B20</b>
<b>CHAPTER 6</b>	Sahabah: Friends of the Prophet <b>B28</b>

Students can view video of the week on their google classroom as well. Students are collecting special coupons this month by sharing a Seerah Book from their home and what they like about the book. Let us re enforce together that "**Read to Succeed In Sha Allah**" and **follow Quran and Sunnah to get to Jannah** InshaAllah.



## ART & P.E (SR. HEBA)

Assalamu Alaikum dear parents,

Our students this month were working on their second project for optical illusion. In doing these projects, I am trying to familiarize our students with the use of math tools and different shading techniques. The shading techniques used were oil pastels and pencils. Our second art project was the Ilm Calendar. The theme centered around the creations of Allah. These calendars will be seen very soon, with each month containing one of our students' precious drawings. Lastly, all the students cooperated with each other to construct a banner for our school regarding the hundred days of school passing. To construct this banner, the students recycled their old projects.



## I.T COMPUTERS (SR. SAIMA)

Assalamu Alaikum,

We have started our online coding lessons using the drag and drop techniques. This process will help them visualize the steps so they can "debug" any errors they come across. I am also in the process of collecting resources for center-based activities. I will introduce a game that teaches students about circuits. If you have any resources that you would like donate for our centers please reach out to me.